


## LIMEA GIGANT 38W hermetic lamp




Power	<b>38 W</b>	Voltage	<b>230 V</b>
Luminous flux*	<b>6600 lm (120°)</b>	Colour of light	<b>CW</b>
Beam angle	<b>120 °</b>	IK	<b>09</b>
Degree of protection (IP)	<b>IP65</b>		




See more on dedicated page 



 User manual



 Declaration of Conformity

**Technical data:**

Code	SLI028025CW
Power	38 W
Nominal current	175 mA
Voltage	230 V
Energy efficiency class	C
Energy consumption	38 kWh/1000h
Frequency	50HZ Hz
Protection class	I
Power supply included	+
Power factor	0.92
Useful luminous flux*	6600 lm (120°)
Luminous flux**	5900 lm (360°)
Lamp efficacy	174 lm/W
Luminous intensity	1800 cd
Colour of light	CW
Beam angle	120 °
RA	80
Uniformity of color SDCM max	3
Dimmable	-
Working temperature range	-20/+40 °
Lifespan	50000 h
Housing material	POLYCARBONATE
IK	09
Degree of protection (IP)	IP65
Colour	Gray/White
Dimension (AxBxC)	1190x72x70 mm
Weight	1.21 kg
For use	Inside/Outside
Assembly method	On the ceiling/Suspended
Application	INT/EXT
Number of pieces on the packaging	12 pcs.
Made in	PRC
Other	max 22szt w lini



\*applies to the LED source used. \*\*Luminaire luminous flux